

# Opportunity for All

CLOSING THE RACIAL DISPARITIES GAP IN MINNESOTA

## RACIAL DISPARITIES

### MINNESOTA'S POPULATION

Rough population figures for Minnesota from the 2000 Census:

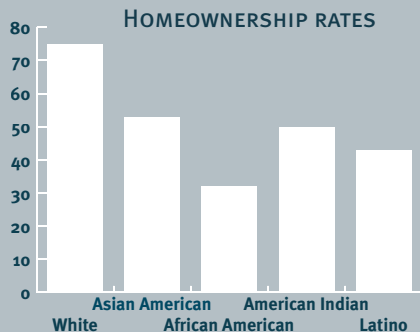
African American	180,000
American Indian	56,000
Asian American	148,000
Latino	143,000
White	4,474,000
More than one race	61,000

- Minnesota's minority population is growing at a faster rate than its white population.
- In 2000, 9 percent of Minnesotans identified themselves as nonwhite. This figure is projected to rise to 13 percent by 2015 and 16 percent by 2030.
- Between 2005 and 2010, Minnesota's population is projected to grow by 255,000, of which 38 percent will be people of color.
- The African American population will increase by 64% between 2000 and 2015.
- Nonwhite and Latino populations in Minnesota are younger than the white population. This trend will continue in the future.
- Between 2000 and 2015, the number of people who identify with more than one race is projected to nearly double.

### ECONOMIC OPPORTUNITY

Racial disparities are evident in gaps in homeownership rates, income, employment, accumulation and transfer of wealth, and access to credit and capital.

For example, a recent national study documented that African Americans are half as likely as all households combined to receive an inheritance and 65% as able to obtain \$3,000 from friends and relatives.



#### MINNESOTANS LIVING BELOW THE POVERTY LINE

1 in 17 whites	1 in 4 African Americans
	1 in 4 American Indians
	1 in 5 Asian Americans
	1 in 5 Latinos

For over 90 years, The Minneapolis Foundation has dedicated its activities to enhancing the quality of life for all of Minnesota's residents, especially those who are poor. With our competitive grantmaking focused on education, housing, economic development, and strengthening youth and families in poverty, the Foundation has observed the disturbing trend that despite eliminating legalized discrimination and segregation, people of color are disproportionately represented in nearly every socio-economic indicator when compared to whites.

Racial and ethnic disparities, as they have come to be called, have multiple causes: historic and ongoing racism, inadequate educational and job skills, and dysfunctional personal behaviors. But whatever their cause, racial disparities represent the single greatest threat to the long-term prosperity and economic health of the state. In a global economy, our knowledge and resources compete with the rest of the world. We cannot afford to allow a large and growing percentage of our community to fall behind. Doing so would severely constrain the opportunities for the individuals themselves, as well as adversely impact the economic health of the entire community. Beyond the economic implications, ensuring an equal opportunity for all is also the right thing to do, consistent with the highest ideals of our nation.

In recognition of the enormity of this challenge, the Foundation's Board of Trustees has decided to focus a substantial amount of our time and energy around the issue of racial disparities. This is not a change from existing priorities but rather a recognition that a key condition within these priorities is the burgeoning issue of racial disparities. Over the next three years the Foundation will partner with others as we seek to create

## IN MINNESOTA

a statewide discussion and stimulate concrete actions that will enable each resident to achieve his or her full potential, and by doing so improve the quality of life for all of us.

The Foundation recognizes that these will not be easy discussions nor will there be a single, one-size-fits-all solution. However, we believe that an honest, forthright discussion by people of goodwill will help accurately and objectively explore the problem and craft a range of options that collectively might begin to reverse the staggering trends that are evident today. Any such effort must recognize and build upon lessons learned from previous community efforts to increase understanding of and seek to reduce racial disparities.

Of course, these are extremely lofty goals. Yet we believe that every journey starts with the first steps and is completed by putting one foot in front of the other for as long as it takes. We invite you to take this journey with us.



Steve Roszell  
Board Chair

Emmett D. Carson  
President and CEO

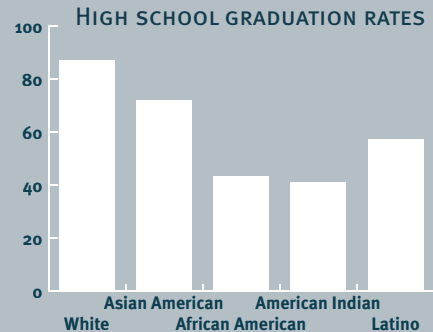
The brief collection of facts provided here is by no means exhaustive and features only “symptoms,” not causes of or solutions to racial disparities. All data presented is for the state of Minnesota. It is also important to document and learn from our successes, among them:

- minority-owned businesses have grown exponentially
- teen pregnancy rates have decreased overall
- education test scores for all groups continue to improve

For more information, visit [www.MinnesotaMeeting.com](http://www.MinnesotaMeeting.com).

## EDUCATION

Racial disparities are evident in standardized testing, suspension rates, high school completion, and pursuit of higher education, as well as other measures (such as kindergarten readiness) which correlate to income.



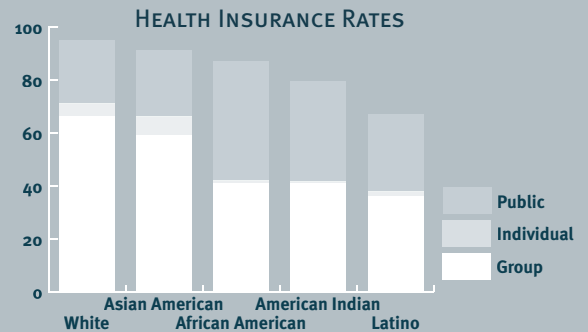
### STUDENTS PASSING THE 8TH GRADE BASIC SKILLS READING TEST

85% of whites	48% of African Americans
	N/A American Indians
	72% of Asian Americans
	55% of Latinos

## HEALTH

Racial disparities are evident in mortality rates; in prevention, treatment, and prevalence of diseases and injuries; and in access to health insurance and care.

For example diabetes-related deaths are 1.5 to five times more common among African Americans, Latinos, and American Indians than whites.



### BIRTHS TO TEEN MOTHERS PER 1,000 BIRTHS

22 whites	82 African Americans
	95 American Indians
	52 Asian Americans
	109 Latinos

FOR MORE FACTS, RESOURCES, DISCUSSION, AND STATEWIDE OPPORTUNITIES FOR ENGAGEMENT  
VISIT [WWW.MINNESOTAMEETING.COM](http://WWW.MINNESOTAMEETING.COM)

## DATA SOURCES

POPULATION - 2000 U.S. Census; *Minnesota Population Projections by Race and Hispanic Origin 2000-2030*, Minnesota State Demographic Center

POVERTY - 2000 U.S. Census

BANKING - *Mind the Gap*, a report of the Brookings Institution, commissioned by The Itasca Project

INHERITANCE - *Wealth Transfer Estimates for African American Households*, Havens and Schervish, Center on Wealth and Philanthropy, Boston College

HOMEOWNERSHIP - 2000 U.S. Census

TEST SCORES - 2005 data, National Center for Education Statistics 2005

HIGH SCHOOL GRADUATION - 2001 Data, Minnesota Department of Education

TEEN PREGNANCY - Minnesota Department of Health; Minnesota Organization on Adolescent Pregnancy, Prevention and Parenting (MOAPPP)

DIABETES - Minnesota Department of Health, Office of Minority and Multicultural Health

HEALTH INSURANCE - Minnesota Department of Health, Health Economics Program

## ABOUT THE MINNEAPOLIS FOUNDATION

The Minneapolis Foundation is a statewide center for philanthropy, distributing more than \$30 million in grants each year, sharing its philanthropic expertise with other foundations, and engaging the community on critical social issues through public information campaigns and convenings.

The Minneapolis Foundation manages assets of more than \$640 million, administers more than 700 charitable funds, and partners with a variety of communities and institutions to improve the quality of life in our region. Established in 1915, The Minneapolis Foundation is the oldest foundation in Minnesota and one of the nation's largest community foundations.